

Name \_\_\_\_\_


Graphing

**Graphing Linear Equations**

Graph each equation by plotting points.


1.  $y = x + 4$

| x  | y |
|----|---|
| 2  |   |
| 0  |   |
| -3 |   |



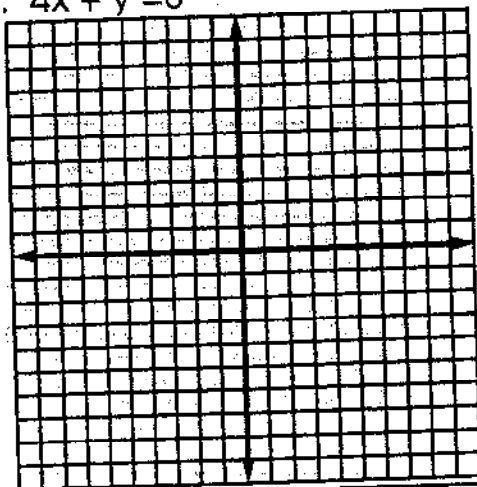
2.  $y = 2x - 7$

| x | y |
|---|---|
| 3 |   |
| 4 |   |
| 1 |   |



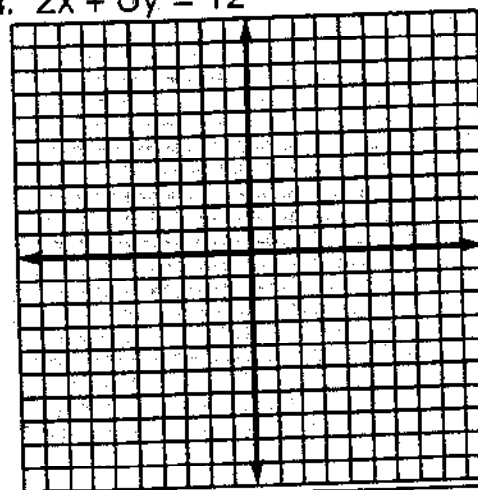
3.  $4x + y = 8$

| x | y |
|---|---|
| 0 |   |
| 1 |   |
| 2 |   |



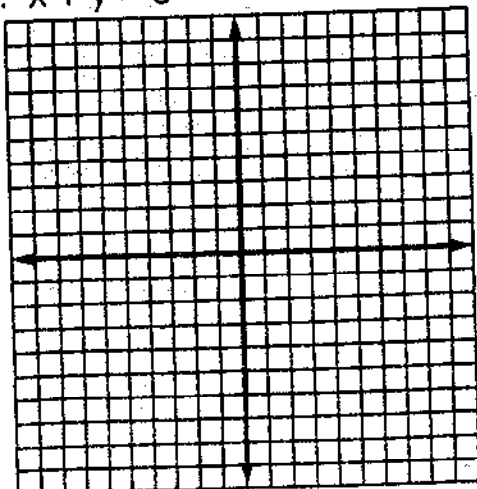
4.  $2x + 6y = 12$

| x  | y |
|----|---|
| 3  |   |
| 0  |   |
| -3 |   |



5.  $x + y = 5$

| x | y |
|---|---|
| 4 |   |
| 5 |   |
| 6 |   |



6.  $y = 6 - x$

| x  | y |
|----|---|
| 5  |   |
| -2 |   |
| 0  |   |

